



Ariana Freestanding Bath 1700 White

SKU#: B-4026


\$1,034.10

~~\$1,149.00~~

WASTE OPTION



BATH CADDY OPTION



Length: 1700mm

Width: 800mm

Height: 580mm

Installation: Freestanding

Configuration: Self-supporting base and frame with adjustable legs

Construction: Sanitary grade acrylic with solid fiberglass reinforcement

Key Features: High quality sanitary acrylic, double wall insulated for heat retention, easy installation, reinforced for durability

Finish: White High Gloss

Overflow: No

Waste: Standard Plug & Waste included

Capacity: 220L

Warranty: 7 Year Product Warranty

Bathtubs are the natural focal point of a bathroom. Make a statement with the beautiful Ariana freestanding tub. The soft curves add character and personality to any bathroom design. The Ariana 1700 is the perfect statement bath for your bathroom and the ultimate in luxury.

With a little extra space to sink into, the Ariana 1700mm freestanding bathtub is the epitome of bathroom relaxation. Scatter some bath salts and pop on your favourite spa playlist and let your cares slip away.

Suits:

Retreat Bath Caddy Solid Ash Natural Large(A-8102)

Retreat Bath Caddy Solid Ash Walnut Large (A-8303)

Dekoda Bath Caddy Solid Ash Natural Large(A-8105)

Dekoda Bath Caddy Solid Ash Walnut Large (A-8301)

View our store to find a matching vanity unit, basin, mirror or shower fixture for your bathroom.

FAQs:

How much space do you need for a freestanding bathtub?

A freestanding bathtub is perfect for adding classic style and luxury to your bathroom. This being said, it's important you have enough space to be able to clean all the way around the tub. Ideally there should be a gap of at least 4cm between the edge of the bath and the nearest wall. If you're short on space, a 1300 or 1500mm tub might be an ideal solution or perhaps a back to wall or corner freestanding bath.

Can you put a freestanding bath against a wall?

The range of back to wall bathtubs available from Fontaine are the answer to any space issues you may have when considering a freestanding bath. You can push a traditional freestanding tub against the wall, however this may cause restrictions with cleaning between the bath and wall. By choosing a back-to-wall bathtub that is designed to be fitted to the wall, this problem is solved. View our range of back to wall bathtubs for more information.

How do you secure a freestanding tub to the floor?

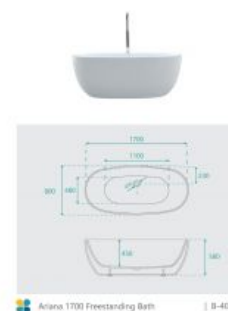
This depends on the type of freestanding tub you choose. A good wet area builder or plumber will be able to discuss your options with you. Caulking and sealant may be required.

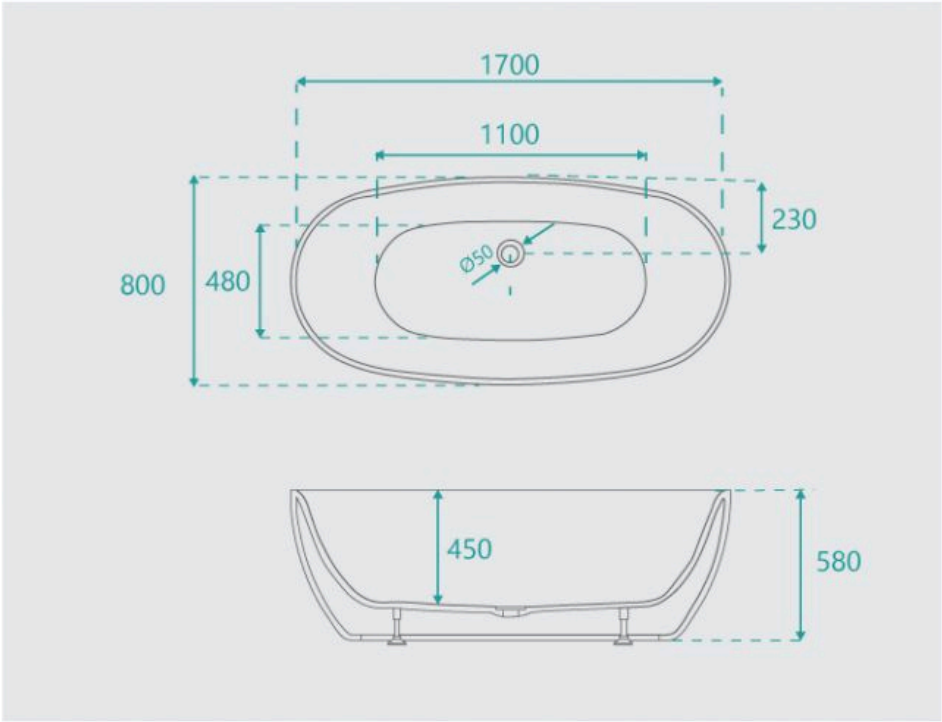
Should you tile around the freestanding tub?

It is not required to tile the walls around your freestanding bathtub, however it is recommended in order to protect the wall and floor from any potential water damage. Tiling the walls and floor around the bathtub will also help create a look of a luxurious bathroom

Can you put a freestanding bath in a small bathroom?

There is no reason why you should have to sacrifice your style choices when working with a compact space. In fact, a freestanding bathtub can take up less space when compared to a drop in bath with a hob built around it. Freestanding bathtubs come in a range of sizes and are also available in back to wall and corner designs.





Ariana 1700 Freestanding Bath

| B-4026