



## Eleanor Shower Twin Head with Internal Inlet Black

SKU#: S-2027

**\$449.10**

~~\$499.00~~

Shower Head Size: 200mm x 200mm

Shower Head Length/Reach: 345mm

Total Height (Excluding Hose): 1078mm

Handheld Diameter: 100mm

Hose Length/Reach: 1500mm

Construction: Brass (With ABS Shower Head)

Finish: Matte Black

Water Inlet: Internal (Top)

Accreditation: AU Standard, WELS 9L/min 3 Star and Watermark


WELS Registration: S16133

Warranty: 7 Year Product Warranty

This very elegant unit will add a touch of class to your bathroom, the type you would expect in a 5 star hotel, but at the comfort of your own home. For the ultimate showering experience the Eleanor handheld shower head includes 3 individual showering functions, perfect for achieving a custom and indulgent showering experience. With added convenience, the handheld showerhead holder slides up and down to your preferred position.


Match with the mixer of your choice see our store for option.

See listing image for measurement specification.

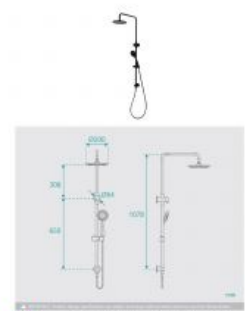




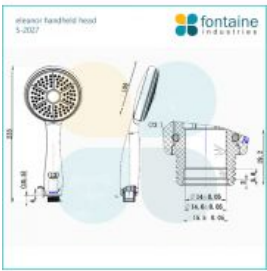
@melbournebathroomspecialists

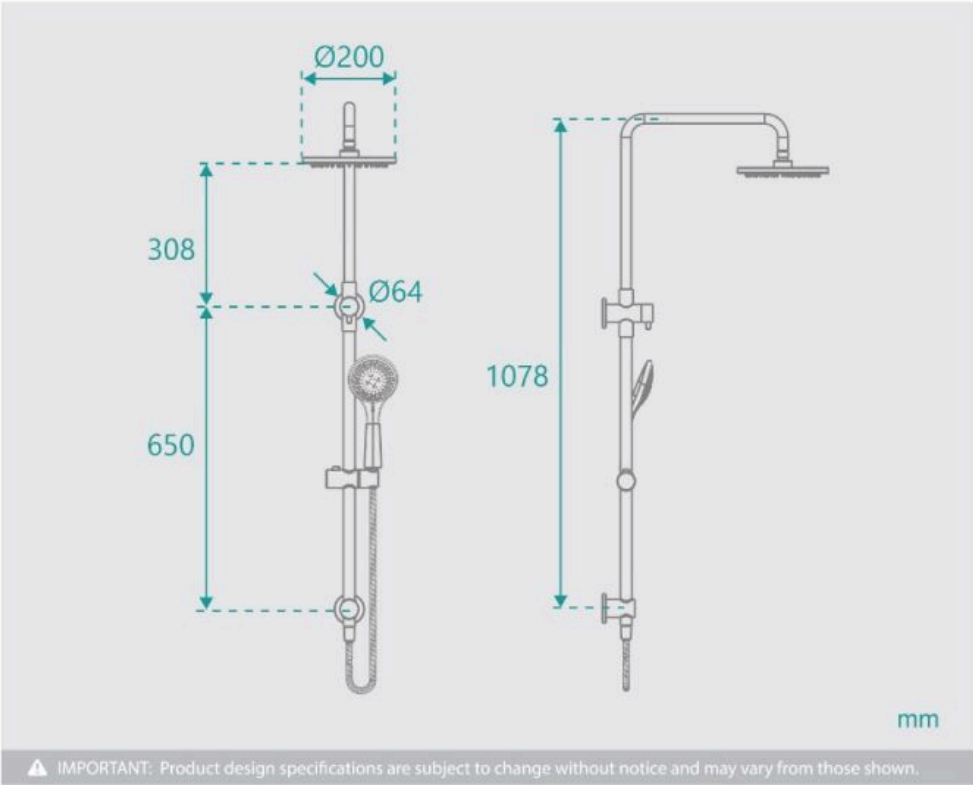


@stone\_islanders



Eleanor Twin Head with Internal Inlet Black | S-2027





Eleanor Twin Head with Internal Inlet Black | S-2027