




Palazzo 1500 Wall Mounted Vanity

SKU#: J-2047


\$522.00

~~\$580.00~~

BENCHTOP OPTION



TAP CUTS



WASTE CUTS



BASIN OPTION



Standard Basin Size: 600mm x 400mm x 135mm*

Standard Stone Size: 1500mm x 520mm x 20mm*

Cabinet Size: 1480mm x 505mm x 560mm

Cabinet Finish: White High Gloss

Stone Top Standard 20mm: White Pepper, Midnight Black, Black Calacatta, Concrete Grey, Venato Bianco

Stone Top Upgrade 40mm: Snow, Jet Black, Raw Concrete

Timber Top 40mm: Timber Ash Natural, Timber Ash Walnut

Basin: Ceramic

Handle: Finger Pull

Configuration: Four Soft Close Drawers (U-Shape Cut Out in Top Drawers Only)

Warranty: 2 Year Product Warranty


**Selecting different options may change these dimensions, please refer to the specification images.*

Please note that stone and timber samples may differ from the actual product due to natural variations and batch differences. Colours displayed online may appear different due to screen settings. Standard stone and timber benchtops are supplied without holes, allowing for installation flexibility unless you choose to add tap and waste hole options to your order when selecting your benchtop. Custom stone benchtop orders will be dispatched within 20 business days. For ceramic products, specifications must allow +/- 10 mm tolerance for manufacturing variance, it is recommended to use measurements of the actual product received.*

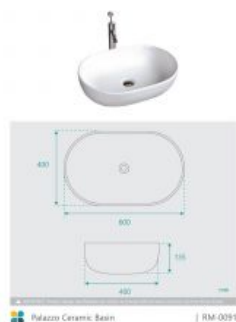
***This hole cutting service is exclusively available with Fontaine's benchtop products only. If your benchtop is in stock, the lead time for this service is 5 business days, please add an additional 5 business days to the estimated arrival date (ETA) for out of stock products. We will provide general recommendations for standard tap hole and waste positions to ensure compatibility with your vanity. Custom positions can be accommodated; however, please be aware that the buyer will be responsible for any discrepancies, as Fontaine cannot be held liable for issues arising from custom placements. A template will be provided for your approval before we proceed with the hole cutting process. Once approved, the cutting positions will be final. This service is classified as a special order, Fontaine cannot accept returns or refunds for any benchtop services or products once the templates have been approved and signed off.*



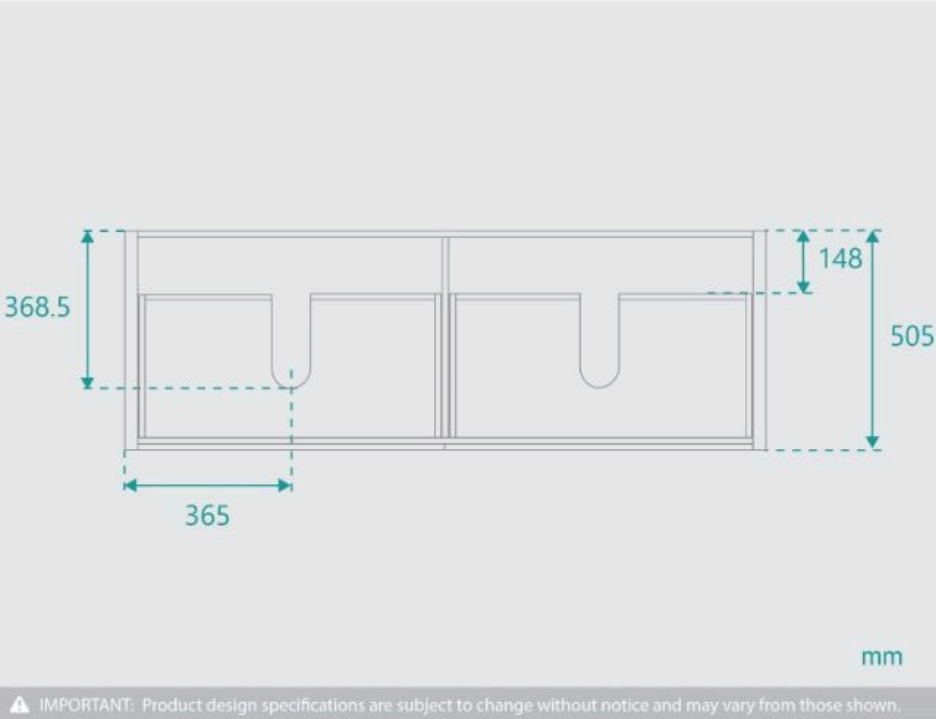
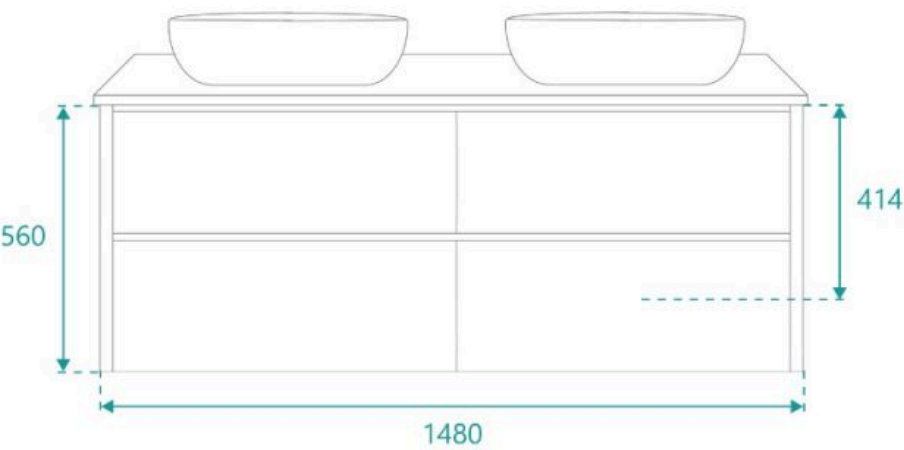
@dylvalley
Our Palazzo 1500 vanity with timber top. In this installation only one basin was installed to achieve this off wall look. The black is made using installed with a wall-mounted tap set.



Palazzo 1500 Wall Mounted Cabinet | J-2047



Palazzo Ceramic Basin | RM-0091



▲ IMPORTANT: Product design specifications are subject to change without notice and may vary from those shown.

Palazzo 1500 Wall Mounted Cabinet | J-2047