



Stonehenge 1200 Deep Drawers Vanity

SKU#: J-2048

\$308.10

~~\$474.00~~

HANDLE OPTION



BENCHTOP OPTION



TAP CUT



WASTE CUT



BASIN OPTION



Basin Size: 655mm x 435mm x 150mm

Custom Stone Size: 1200mm x 480mm x 20mm

Cabinet Size: 1180mm x 465mm x 560mm

Cabinet Finish: White High Gloss

Stone Top Upgrade 20mm: Snow, Jet Black, Raw Concrete

Basin: Ceramic

Handle: Stainless Steel Rounded

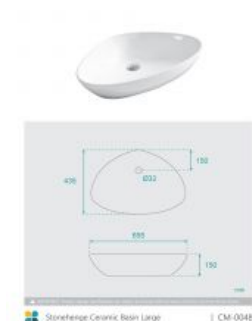
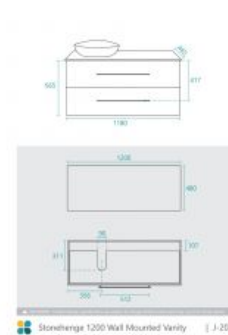
Configuration: Two Soft Closing Deep Drawers

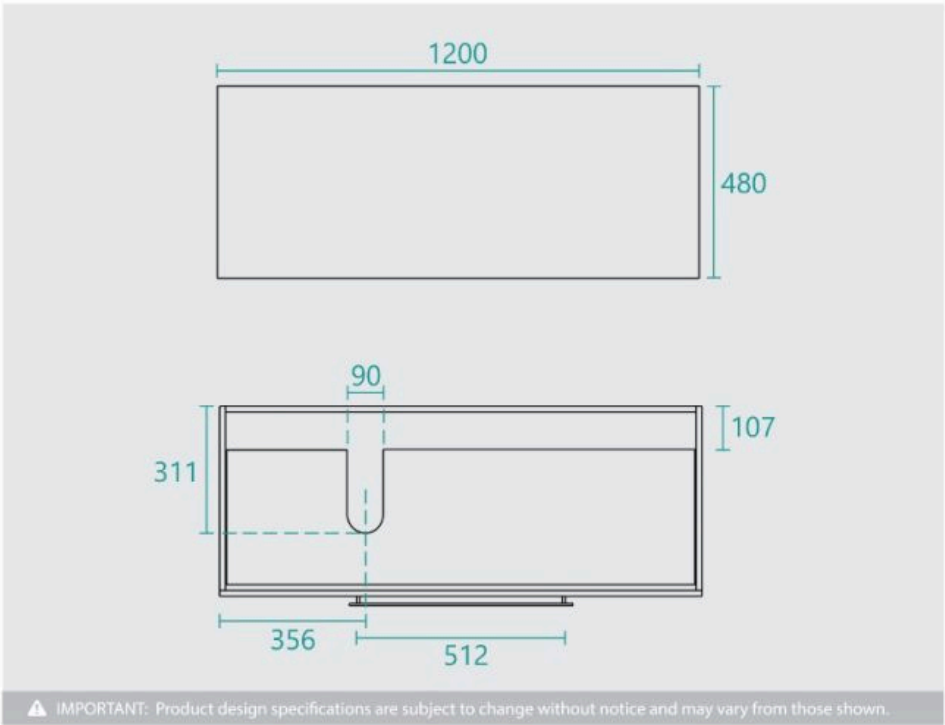
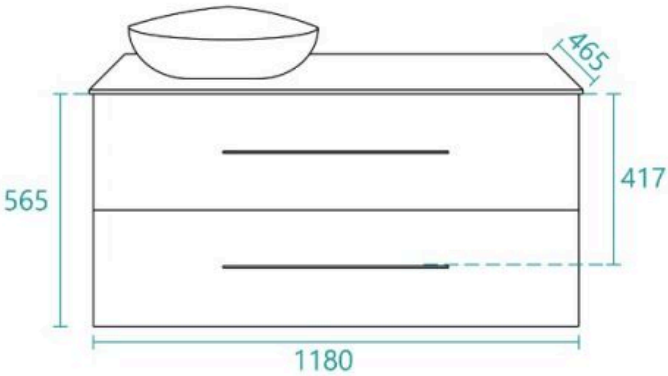
Warranty: 2 Year Product Warranty

The Stonehenge vanity unit is not only unique and charming in design but has an abundance of storage space with its deep drawers. Featuring a solid benchtop in a range of finishes and offering a generous amount of benchtop space for your everyday bathroom needs. Its true beauty lies with the delicately shaped above counter ceramic basin. The cabinet has two soft closing drawers, and still has required plumbing space behind for easy installation. Tap and waste fittings shown in the photos are for illustration purposes only and are sold separately, add them to your order to complete your look.

*Please note that stone and timber samples may differ from the actual product due to natural variations and batch differences. Colours displayed online may appear different due to screen settings. Standard stone and timber benchtops are supplied without holes, allowing for installation flexibility unless you choose to add tap and waste hole options to your order when selecting your benchtop.** Custom stone benchtop orders will be dispatched within 20 business days. For ceramic products, specifications must allow +/- 10 mm tolerance for manufacturing variance, it is recommended to use measurements of the actual product received.

**This hole cutting service is exclusively available with Fontaine's benchtop products only. If your benchtop is in stock, the lead time for this service is 5 business days, please add an additional 5 business days to the estimated arrival date (ETA) for out of stock products. We will provide general recommendations for standard tap hole and waste positions to ensure compatibility with your vanity. Custom positions can be accommodated; however, please be aware that the buyer will be responsible for any discrepancies, as Fontaine cannot be held liable for issues arising from custom placements. A template will be provided for your approval before we proceed with the hole cutting process. Once approved, the cutting positions will be final. This service is classified as a special order, Fontaine cannot accept returns or refunds for any benchtop services or products once the templates have been approved and signed off.





Stonehenge 1200 Wall Mounted Vanity

| J-2048