



Eleanor Shower Twin Head with Internal Inlet

SKU#: S-2012

\$332.10

~~\$369.00~~


HANDHELD SHOWER 3 FUNCTION UPGRADE

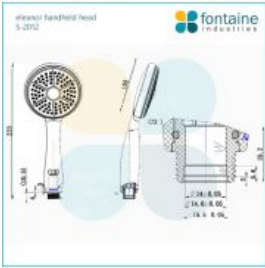
Shower Head Diameter: 260mm
 Shower Head Length/Reach: 345mm
 Total Height (Excluding Hose): 1077.5mm
 Handheld Diameter: 100mm
 Hose Length/Reach: 1500mm
 Construction: Brass (With ABS Shower Head)
 Finish: Chrome Finish
 Water Inlet: Internal (Top)
 Accreditation: AU Standard, WELS 9L/min 3 Star and Watermark
 WELS Registration: S06783
 Warranty: 7 Year Product Warranty

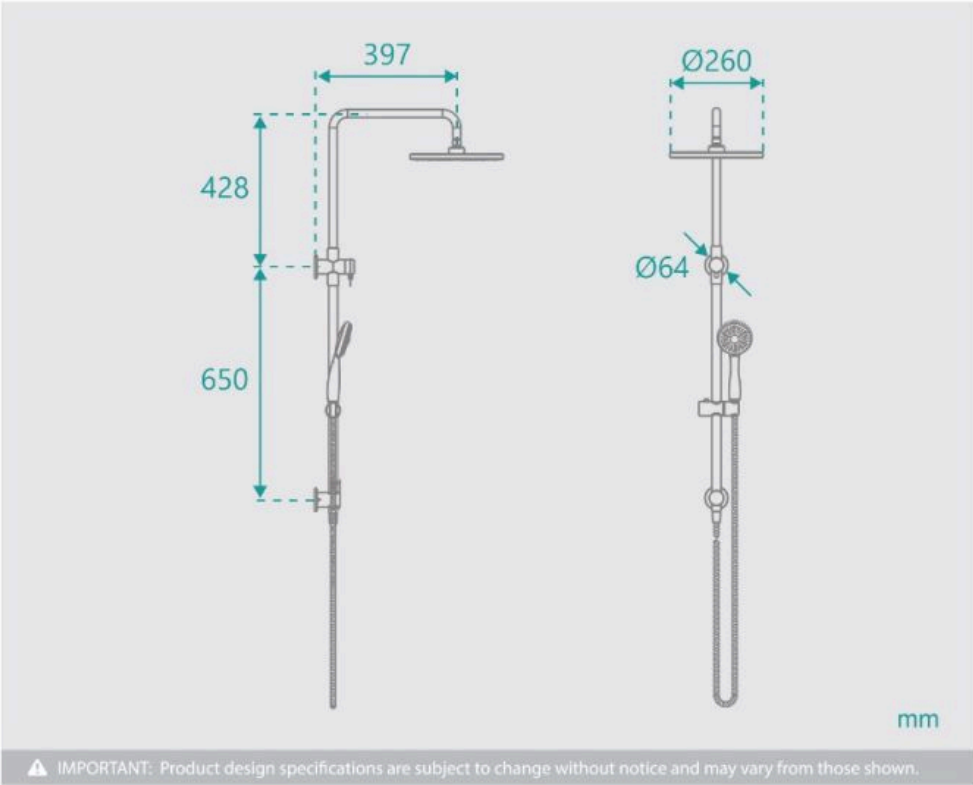
This very elegant unit will add a touch of class to your bathroom, the type you would expect in a 5 star hotel, but at the comfort of your own home. The flexibility to change the water flow from the overhead to the handheld is as easy as adjusting the inbuilt diverter. To conveniently position the handheld showerhead to your preferred height, the handheld showerhead holder slides up and down.

Match with the mixer of your choice see our store for option.

See listing image for measurement specification.







Eleanor Shower Twin Head with Internal Inlet | S-2012