



Harper Back to Wall Fluted Groove Bath 1700 White

SKU#: B-4075


\$1,259.30

~~\$1,799.00~~

WASTE OPTION



BATH CADDY OPTION



Length: 1700mm

Width: 800mm

Height: 580mm

Installation: Back to Wall

Configuration: Self-supporting base and frame with adjustable legs

Construction: Sanitary grade acrylic with solid fiberglass reinforcement

Key Features: High quality sanitary acrylic, double wall insulated for heat retention, easy installation, reinforced for durability

Finish: White High Gloss

Overflow: No

Waste: Standard Plug & Waste included

Capacity: 334L

Warranty: 7 Year Product Warranty

Creating the perfect statement piece, the fluted back to wall bathtub in 1700mm presents a unique groove texture pattern in a classic white high gloss finish.

The Harper fluted groove back to wall bath is a versatile design, featuring a self-supporting base and frame with adjustable legs.


The back to wall fluted design has been crafted to sit flush against your wall to create ample space for your bathroom.

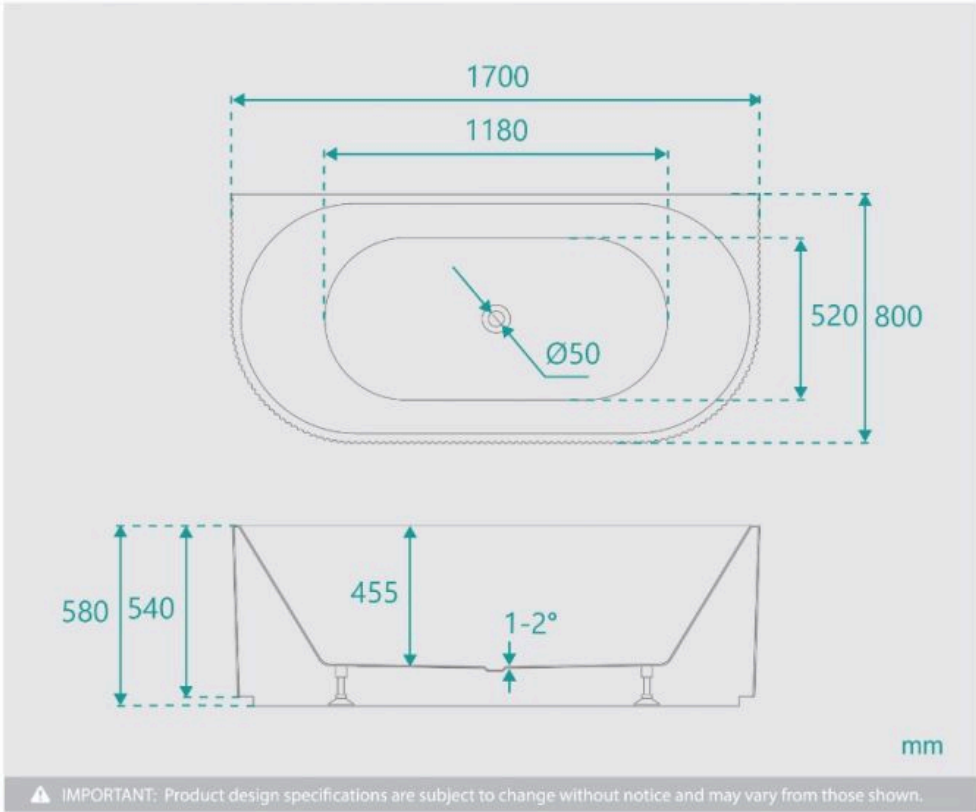
The distinctive vertical ribbed patterned bathtub is designed and made from sanitary grade acrylic with solid fiberglass reinforcement for durability.

Our Harper fluted groove back to wall bath is available in [freestanding](#), [back to wall](#) and [corner bath](#) designs.

View our range of fluted baths available in [1500mm](#), [1700mm](#) in a [white high gloss](#) or [matte white](#) finish.

Discover our range of [fluted basins](#) and [freestanding tapware](#) or [wall mounted tapware](#) to complete your bathroom look.





Harper 1700 Back To Wall Bath Fluted

| B-4075