


Joslin 900 Fluted Curved Ash Vanity

SKU#: J-2113

From **\$1,435.00**

BENCHTOP OPTION



TAP CUT




WASTE CUT



BASIN OPTION



MIRROR OPTION



Standard Basin Size: 355mm x 355mm x 120mm*

Stone Size: 900mm x 480mm x 20mm*

Cabinet Size: 890mm x 475mm x 400mm

Cabinet Finish: Ash Wood

Stone Top Standard 20mm: White Pepper, Midnight Black, Black Calacatta, Concrete Grey, Venato Bianco

Cabinet Construction: Plywood & Solid Wood Surface

Standard Basin: Ceramic Gloss

Handle: Push to Open

Configuration: Large Push to Open Drawer with Internal Drawer, Two Push to Open Curve Doors with Internal Shelves

Features: LED Internal Lights with Motion Sensor, Moisture Resistant Cabinet, Natural Ash Wood Grain

Certification: Australian Standard, SAA Approved

Electrical Connection: Hardwired (Concealed Cabling) or Black Plug

Electrical IP Rating: IP44

Warranty: 2 Year Product Warranty

**Selecting different options may change these dimensions, please refer to the specification images.*

Add sophistication to your bathroom with our 900mm Joslin fluted vanity in a natural ash finish. Constructed from moisture resistant plywood and veneer, this bathroom fluted vanity brings a calming and stylish design to your bathroom space. Featuring a unique exterior push to open draw and two side curve doors with internal draws. The main draw face includes small draws and LED sensory light that activates when opening large centre push draw.


Complete the vanity by selecting from our range benchtop options in range of classic and unique finishes.

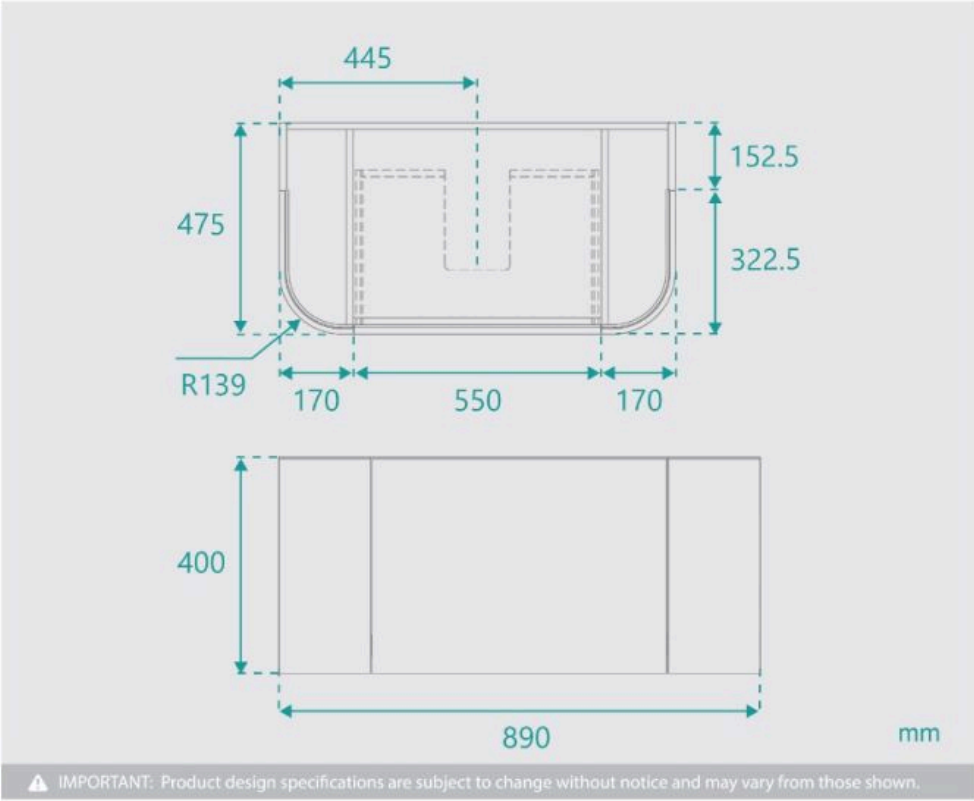
You can also select from a variety of basin options in round or square shapes to suit your bathroom aesthetic.

Please note that stone and timber samples may differ from the actual product due to natural variations and batch differences. Colours displayed online may appear different due to screen settings. Standard stone and timber benchtops are supplied without holes, allowing for installation flexibility unless you choose to add tap and waste hole options to your order when selecting your benchtop. For ceramic products, specifications must allow +/- 10 mm tolerance for manufacturing variance, it is recommended to use measurements of the actual product received.*

***This hole cutting service is exclusively available with Fontaine's benchtop products only. If your benchtop is in stock, the lead time for this service is 5 business days, please add an additional 5 business days to the estimated arrival date (ETA) for out of stock products. We will provide general recommendations for standard tap hole and waste positions to ensure compatibility with your vanity. Custom positions can be accommodated; however, please be aware that the buyer will be responsible for any discrepancies, as Fontaine cannot be held liable for issues arising from custom placements. A template will be provided for your approval before we proceed with the hole cutting process. Once approved, the cutting positions will be final. This service is classified as a special order, Fontaine cannot accept returns or refunds for any benchtop services or products once the templates have been approved and signed off.*







Joslin 900 Fluted Ash Cabinet

| J-2113