




Joslin 1500 Fluted Curved Matte White Vanity

SKU#: J-2110

\$1,413.00

BENCHTOP OPTION



TAP CUTS



WASTE CUTS



BASIN OPTION



MIRROR OPTION



Standard Basin Size: 355mm x 355mm x 120mm*

Stone Size: 1500mm x 480mm x 20mm*

Cabinet Size: 1490mm x 475mm x 400mm

Cabinet Finish: Matte White

Stone Top Standard 20mm: White Pepper, Midnight Black, Black Calacatta, Concrete Grey, Venato Bianco

Cabinet Construction: Plywood & MDF

Standard Basin: Ceramic Gloss

Handle: Push to Open

Configuration: Two Large Push to Open Drawer with Internal Drawer, Two Push to Open Curve Doors with Internal Shelves

Features: LED Internal Lights with Motion Sensor, Moisture Resistant Cabinet, Soft Touch Matte White

Certification: Australian Standard, SAA Approved

Electrical Connection: Hardwired (Concealed Cabling) or Black Plug

Electrical IP Rating: IP44

Warranty: 2 Year Product Warranty

**Selecting different options may change these dimensions, please refer to the specification images.*

The 1500mm Joslin fluted curve bathroom vanity has been thoughtfully designed to bring a new standard of sophistication and appeal. The matte white finished fluted cabinet is handcrafted with a unique panelling façade on the exterior that provides a textural richness resulting in a statement piece for any bathroom.


The exterior of the vanity is clad in natural wood grain, making this fluted vanity an exceptional value for price. Featuring a LED sensory light that activates when opening the two large push to open drawers. Complete the look by selecting from our range of ceramic above counter basins in a range of shapes and styles to suit your bathroom aesthetic.

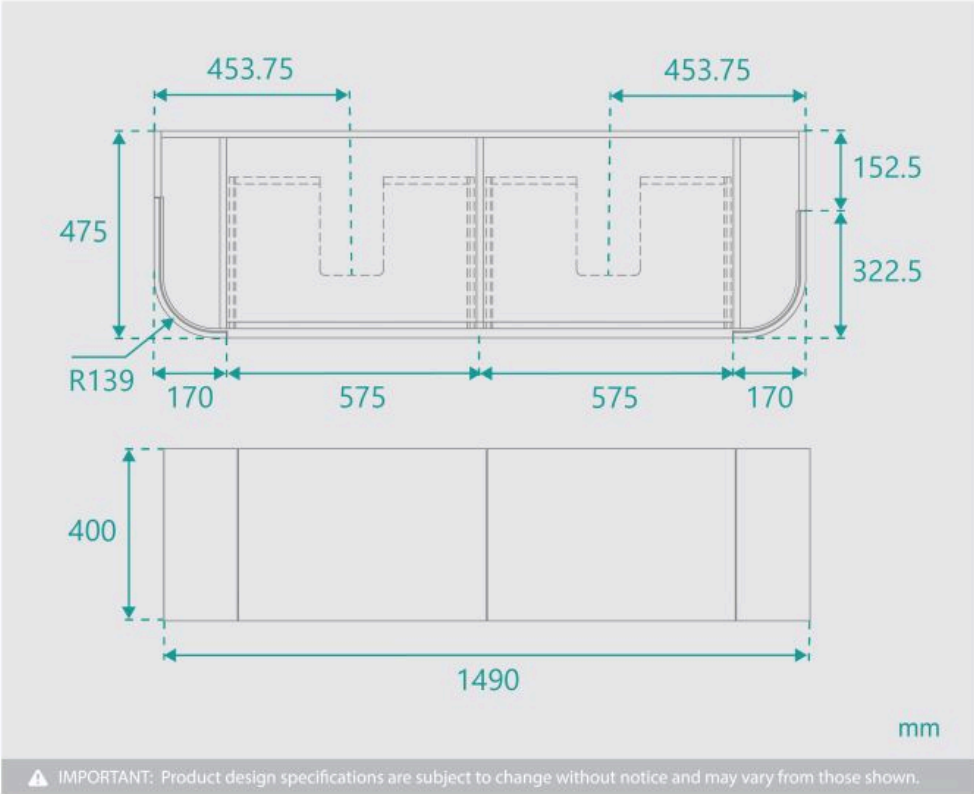
With two push to open side curve doors that include internal shelves and small drawers available in the main draw face, no space is wasted in this deluxe vanity that will assist with your everyday bathroom needs. Constructed in moisture resistant Plywood & MDF, this wall mounted vanity brings a calming and welcoming ambience to your bathroom space.

Please note that stone and timber samples may differ from the actual product due to natural variations and batch differences. Colours displayed online may appear different due to screen settings. Standard stone and timber benchtops are supplied without holes, allowing for installation flexibility unless you choose to add tap and waste hole options to your order when selecting your benchtop. For ceramic products, specifications must allow +/- 10 mm tolerance for manufacturing variance, it is recommended to use measurements of the actual product received.*

***This hole cutting service is exclusively available with Fontaine's benchtop products only. If your benchtop is in stock, the lead time for this service is 5 business days, please add an additional 5 business days to the estimated arrival date (ETA) for out of stock products. We will provide general recommendations for standard tap hole and waste positions to ensure compatibility with your vanity. Custom positions can be accommodated; however, please be aware that the buyer will be responsible for any discrepancies, as Fontaine cannot be held liable for issues arising from custom placements. A template will be provided for your approval before we proceed with the hole cutting process. Once approved, the cutting positions will be final. This service is classified as a special order, Fontaine cannot accept returns or refunds for any benchtop services or products once the templates have been approved and signed off.*







Joslin 1500 Matte White Cabinet

| J-2110